

Scaled data based on original data using
LM-79-08 Approved Method: Electrical and Photometric Measurements of Solid-
State Lighting Products

Test Report Prepared for
Cooper Lighting Solutions
(formerly Eaton)

Brand: STREETWORKS

Report Number: P316816

Luminaire Tested: **GAN-SA2D-740-U-5NQ**

Issue Date: 3/3/2020

Test Information

Test Method: LM-79-08
Report Number: P316816
TEST IS SCALED FROM IESNA LM-79-08 TEST DATA (G2-1903-205-5)
Test Lab: INNOVATION CENTER
Issue Date: 3/3/2020
Manufacturer: COOPER LIGHTING SOLUTIONS (FORMERLY EATON)
Product Line: STREETWORKS
Catalog Number: GAN-SA2D-740-U-5NQ
Description: GALLEON AREA AND ROADWAY LUMINAIRE
(2) 70 CRI, 4000K, 1200mA LIGHTSQUARES WITH 16 LEDS EACH AND TYPE V
NARROW OPTICS
Light Source: -
Ballast/Driver: ELECTRONIC DRIVER

Summary

Lumens per Lamp: N/A
Luminaire Lumens: 16375 lumens
Efficiency: N/A
Efficacy: 126.9 lumens/watt
Luminous Opening: Rectangular (W 0.5' x L: 1' x H: 0')
IES Classification: Type V - Short
BUG Rating: B3 - U0 - G2

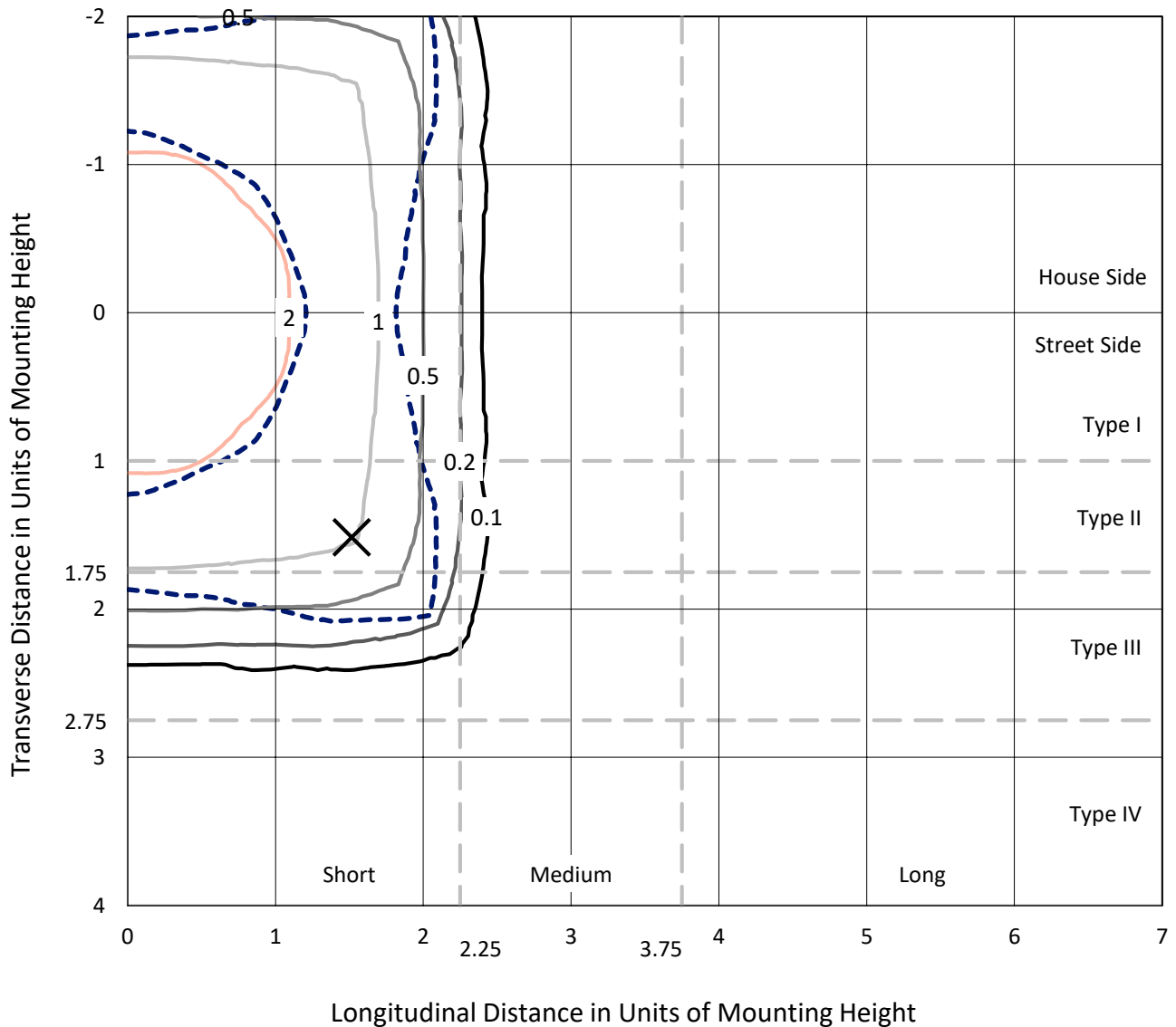
Input Watts (W): 129
Input Voltage (V): NR
Input Current (Ain): NR
Voltage Rise (V): NR
Power Factor: NR
Total Harmonic Distortion (THDi): NR
Frequency (hertz): 60
Stabilization Time: NR
Operation Time: NR
Ambient Temperature (°C): NR
Test Distance: 24 FT



REPORT NUMBER: P316816
 CATALOG NUMBER: GAN-SA2D-740-U-5NQ

Iso-Footcandle Lines of Horizontal Illumination

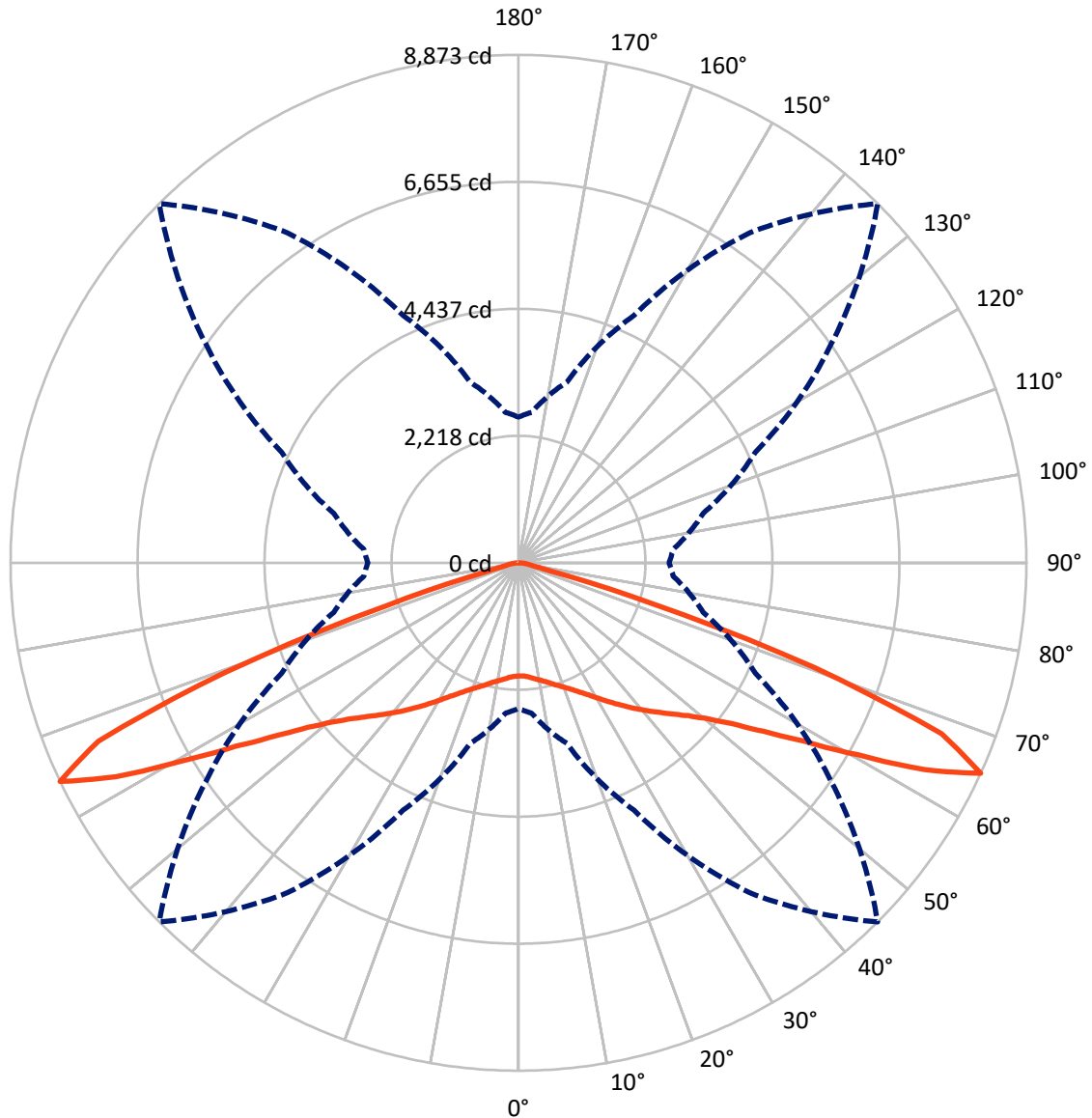
✕ Max cd
 - - - 1/2 Max cd



Based on 25 foot mounting height. Maximum calculated value = 3.2 fc
 Type V - Short - N/A

REPORT NUMBER: P316816
CATALOG NUMBER: GAN-SA2D-740-U-5NQ

Luminous Intensity Polar Plot



— Vertical Plane Through 45-Deg Lateral - - - Horizontal Cone Through 65-Deg Vertical

REPORT NUMBER: P316816
 CATALOG NUMBER: GAN-SA2D-740-U-5NQ

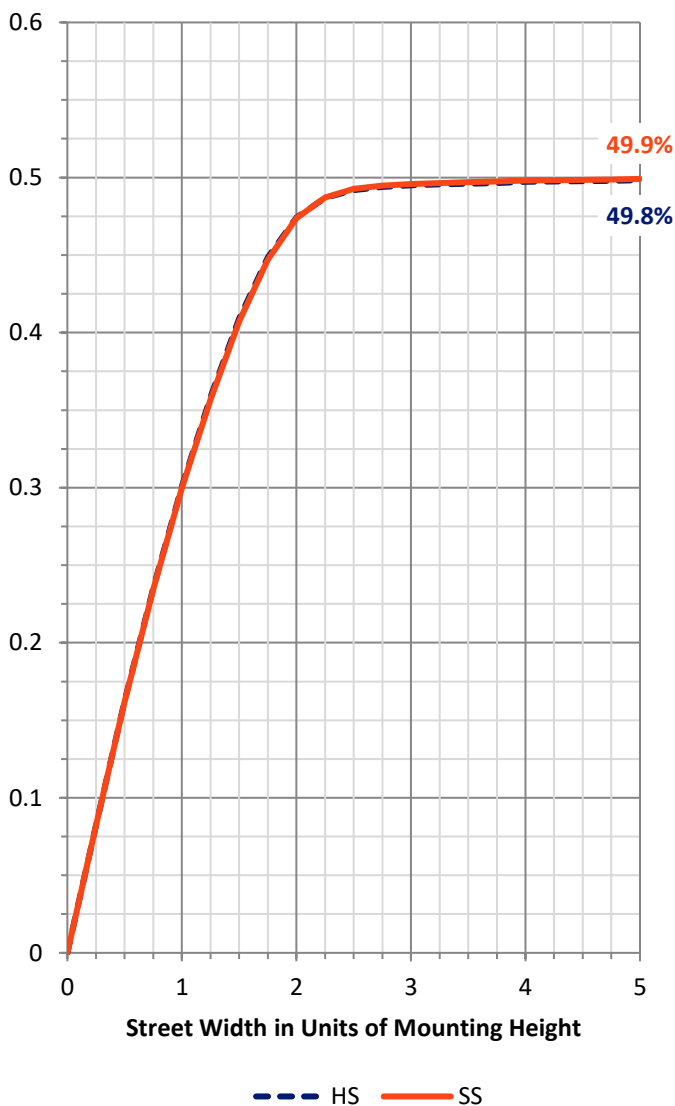
FLUX DISTRIBUTION:

		Downward	Upward	Total
House Side	Lumens	8187.5	0.0	8187.5
	% Fixture	50.0	0.0	50.0
Street Side	Lumens	8187.5	0.0	8187.5
	% Fixture	50.0	0.0	50.0
Total	Lumens	16375.0	0.0	16375.0
	% Fixture	100.0	0.0	100.0

ZONAL LUMENS:

Zone	Lumens	% Fixture
0°-10°	194.0	1.2
10°-20°	623.6	3.8
20°-30°	1170.0	7.1
30°-40°	1935.0	11.8
40°-50°	2997.1	18.3
50°-60°	4596.7	28.1
60°-70°	4289.2	26.2
70°-80°	499.2	3.0
80°-90°	70.1	0.4
90°-100°	0.0	0.0
100°-110°	0.0	0.0
110°-120°	0.0	0.0
120°-130°	0.0	0.0
130°-140°	0.0	0.0
140°-150°	0.0	0.0
150°-160°	0.0	0.0
160°-170°	0.0	0.0
170°-180°	0.0	0.0
0°-90°	16375.0	100.0
0°-180°	16375.0	100.0

Coefficient of Utilization



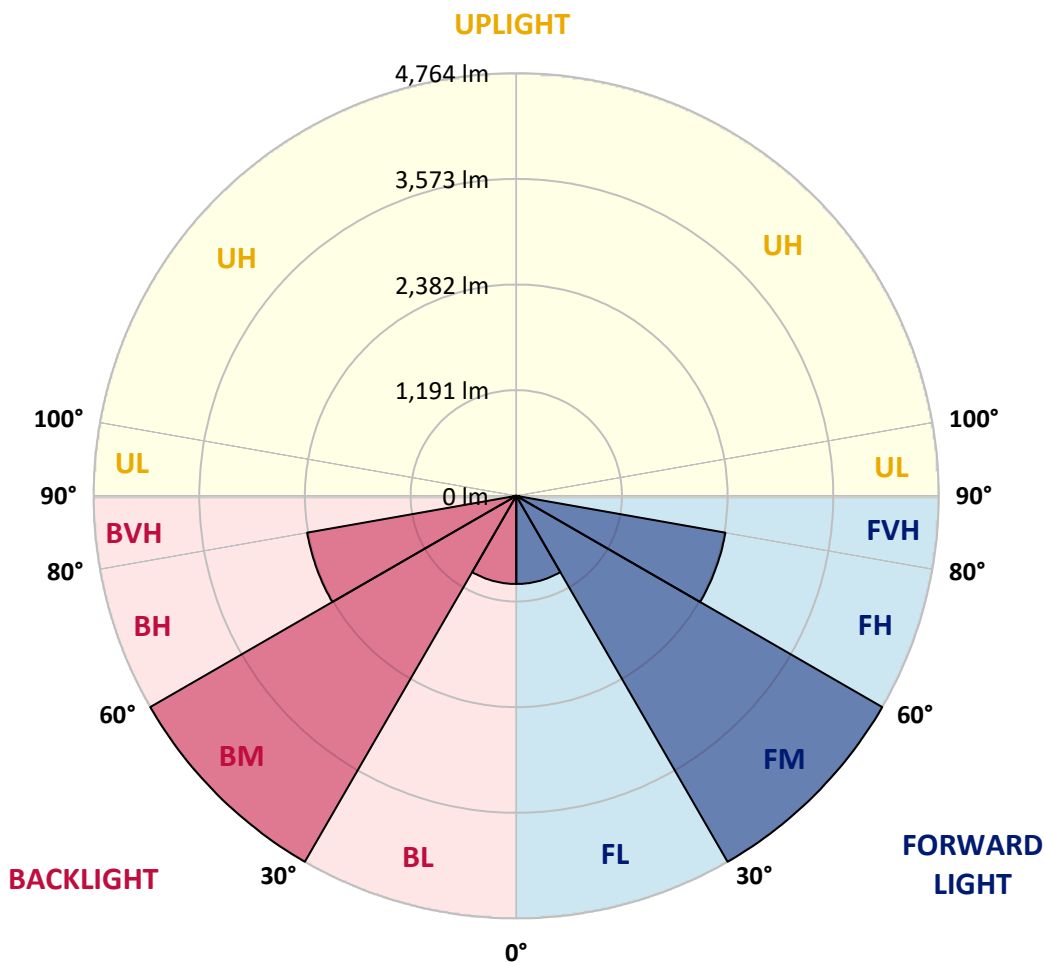
REPORT NUMBER: P316816
 CATALOG NUMBER: GAN-SA2D-740-U-5NQ

LUMINAIRE CLASSIFICATION SYSTEM LUMEN TABLE AND BUG RATING:

Zone	Lumens	% Fixture	Zone Rating/Lumen Limit		
			B	U	G
FL (0°-30°)	993.8	6.1			
FM (30°-60°)	4764.4	29.1			
FH (60°-80°)	2394.2	14.6			G2/5000
FVH (80°-90°)	35.1	0.2			G1/100
BL (0°-30°)	993.8	6.1	B2/1000		
BM (30°-60°)	4764.4	29.1	B3/5000		
BH (60°-80°)	2394.2	14.6	B3/2500		G2/5000
BVH (80°-90°)	35.1	0.2			G1/100
UL (90°-100°)	0.0	0.0		U0/0	
UH (100°-180°)	0.0	0.0		U0/0	

BUG Rating: B3-U0-G2

Type V Short





REPORT NUMBER: P316816

CATALOG NUMBER: GAN-SA2D-740-U-5NQ

CANDELA DISTRIBUTION (FULL):

	0°	5°	15°	25°	35°	45°	55°	65°	75°	85°	90°
0°	1977.5	1977.5	1977.5	1977.5	1977.5	1977.5	1977.5	1977.5	1977.5	1977.5	1977.5
2.5°	1984.0	1982.9	1984.0	1984.6	1981.3	1982.9	1982.4	1985.1	1986.2	1985.1	1985.1
5°	2006.8	2005.2	2007.4	2010.1	2005.8	2006.8	2005.2	2008.5	2009.6	2007.4	2009.0
7.5°	2038.4	2038.9	2041.1	2046.0	2043.3	2045.4	2042.2	2042.7	2042.2	2038.9	2039.5
10°	2072.6	2073.2	2077.0	2083.5	2084.6	2084.6	2082.4	2080.8	2078.6	2076.4	2077.0
12.5°	2113.9	2116.6	2119.4	2127.5	2127.5	2131.9	2130.8	2126.4	2122.6	2119.4	2119.4
15°	2169.9	2169.4	2172.6	2180.8	2184.6	2191.7	2191.7	2185.7	2180.8	2177.5	2176.4
17.5°	2228.6	2230.2	2232.4	2242.2	2248.2	2256.3	2257.4	2252.5	2249.3	2244.9	2242.2
20°	2297.1	2299.8	2308.5	2312.3	2317.8	2325.4	2328.1	2327.0	2323.7	2321.6	2322.1
22.5°	2377.0	2384.1	2389.5	2394.9	2401.5	2406.9	2409.6	2413.4	2410.2	2408.5	2407.4
25°	2473.8	2478.7	2489.5	2499.3	2503.7	2505.3	2508.6	2514.0	2513.4	2509.6	2509.6
27.5°	2583.6	2592.8	2606.4	2620.5	2620.5	2615.1	2626.0	2635.2	2631.9	2627.0	2620.5
30°	2716.7	2725.4	2741.2	2760.8	2751.0	2747.2	2761.9	2778.7	2773.8	2765.7	2764.6
32.5°	2860.2	2868.4	2889.0	2910.2	2897.7	2892.3	2908.1	2932.5	2923.8	2907.5	2897.7
35°	3015.7	3023.9	3053.2	3078.8	3057.6	3048.3	3061.4	3088.0	3072.8	3042.3	3034.7
37.5°	3184.7	3189.1	3227.1	3253.2	3238.6	3214.1	3230.4	3250.0	3236.9	3200.0	3185.3
40°	3360.3	3376.1	3420.1	3450.5	3425.0	3386.4	3413.6	3440.8	3421.2	3373.9	3348.9
42.5°	3565.2	3577.2	3635.9	3663.1	3621.8	3567.4	3604.4	3641.3	3621.8	3576.1	3554.4
45°	3778.3	3796.8	3866.9	3894.1	3834.3	3765.3	3810.4	3875.1	3873.4	3807.7	3784.8
47.5°	4010.4	4028.9	4112.6	4148.5	4083.8	3991.4	4055.0	4146.3	4139.8	4067.5	4049.0
50°	4278.4	4298.0	4402.3	4447.4	4387.1	4279.5	4375.2	4455.6	4443.6	4354.5	4356.1
52.5°	4614.9	4613.8	4743.7	4822.0	4760.0	4664.9	4752.9	4831.2	4781.7	4658.4	4654.5
55°	4909.5	4927.4	5088.3	5236.7	5232.9	5196.5	5231.8	5235.1	5093.7	4929.6	4909.5
57.5°	5103.0	5137.2	5363.9	5632.4	5833.5	5881.9	5813.4	5605.8	5274.8	5012.2	4980.1
60°	4983.9	5036.1	5392.2	5939.5	6532.0	6816.3	6429.8	5785.7	5134.0	4768.2	4724.7
62.5°	4180.6	4268.6	4789.9	5791.1	7133.2	7964.3	6876.6	5497.1	4574.1	4070.2	3995.7
65°	2546.1	2639.0	3267.4	4766.5	7035.9	8873.2	6672.8	4562.7	3338.6	2711.8	2631.4
67.5°	848.5	875.7	1245.9	2634.7	5529.7	7972.5	5538.9	2731.4	1452.9	963.2	934.9
70°	332.1	334.8	395.2	763.7	2611.3	5475.9	2881.4	777.3	413.1	326.7	333.7
72.5°	244.1	245.1	262.0	319.1	680.5	2412.3	705.0	320.7	254.9	228.8	228.8
75°	196.2	196.2	208.2	232.6	304.9	553.3	309.3	229.9	199.5	182.6	180.5
77.5°	154.9	158.2	167.4	183.2	206.6	266.3	214.2	182.1	160.9	145.1	141.9
80°	115.2	118.5	133.7	141.3	148.4	184.8	158.2	142.4	127.2	108.7	105.5
82.5°	75.6	78.8	97.8	102.2	100.6	120.7	106.5	104.9	93.5	70.1	66.9
85°	49.5	50.6	65.2	67.9	62.5	54.9	67.9	71.8	65.2	45.7	44.0
87.5°	23.4	23.4	33.2	31.0	28.3	22.8	31.0	36.4	37.0	22.3	21.7
90°	0.0	0.0	0.0	0.0	0.0	0.0	0.0	0.0	0.0	0.0	0.0

(END OF REPORT)